



Colorado Special Districts Property and Liability Pool

Date: 09-Nov-18

Named Member

Aspen Park Metropolitan District
c/o CliftonLarsonAllen LLP
8390 E. Crescent Parkway, Suite 300
Greenwood Village, CO 80111

Broker

Jan Elliott
T. Charles Wilson Insurance Service
384 Inverness Parkway
Suite 170
Englewood, CO 80112

Invoice #:	Entity ID:	Effective Date:	Expiration Date:	Invoice Date:
32C60233-852	60233	01-Jan-19	01-Jan-20	09-Nov-18

Coverage:	Contribution:
General Liability	\$2,362.29
Public Officials Liability	\$1,163.00
Auto Liability	\$0.00
Non-Owned / Hired Auto Liability	\$132.00
Auto Physical Damage	\$0.00
Hired Auto Physical Damage	\$65.00
Excess Liability	\$1,250.00
Property	\$7,147.92
Earthquake	\$0.00
Flood	\$0.00
Equipment Breakdown	\$1,584.67
Comprehensive Crime and ID Recovery Extension	\$133.31
Ancillary Lines and/or Reinstatement Charge	\$0.00
Total Contribution	\$13,838.19

(Includes 10% commission paid to the broker)

The following discounts are applied (Not applicable to minimum contributions):

- An 8% Multi Program Discount for participation in the Pool's Workers' Compensation Program has been applied.
- A 7.06% Continuity Credit has been applied

Please Remit to: Colorado Special Districts Property and Liability Pool
PO Box 1539
Portland, OR 97207-1539
Toll Free: 800-318-8870 / Fax: 503-943-6622

Please include a copy of the invoice with your check.

Payment Due Upon Receipt

Payment evidences acceptance of this coverage. NOTE: Terms of the Intergovernmental Agreement require timely payment to prevent automatic cancellation of coverage. Only the Colorado Special Districts Property and Liability Pool Board of Directors can extend the cancellation provision.



Colorado Special Districts Property and Liability Pool

Date: 09-Nov-18

Named Member

Aspen Park Metropolitan District
c/o CliftonLarsonAllen LLP
8390 E. Crescent Parkway, Suite 300
Greenwood Village, CO 80111

Broker

Jan Elliott
T. Charles Wilson Insurance Service
384 Inverness Parkway
Suite 170
Englewood, CO 80112

Table with 5 columns: Invoice #, Entity ID, Effective Date, Expiration Date, Invoice Date. Row 1: 32C60233-852, 60233, 01-Jan-19, 01-Jan-20, 09-Nov-18

Table with 2 columns: Coverage, Contribution. Rows include General Liability (\$2,362.29), Public Officials Liability (\$1,163.00), Auto Liability (\$0.00), Non-Owned / Hired Auto Liability (\$132.00), Auto Physical Damage (\$0.00), Hired Auto Physical Damage (\$65.00), Excess Liability (\$1,250.00), Property (\$7,147.92), Earthquake (\$0.00), Flood (\$0.00), Equipment Breakdown (\$1,584.67), Comprehensive Crime and ID Recovery Extension (\$133.31), Ancillary Lines and/or Reinstatement Charge (\$0.00), Total Contribution (\$13,838.19)

(Includes 10% commission paid to the broker)

The following discounts are applied (Not applicable to minimum contributions):

- An 8% Multi Program Discount for participation in the Pool's Workers' Compensation Program has been applied.
- A 7.06% Continuity Credit has been applied.

Payment Due Upon Receipt

Payment evidences acceptance of this coverage. Please send a copy of this Invoice with Remittance. NOTE: Terms of the Intergovernmental Agreement require timely payment to prevent automatic cancellation of coverage. Only the Colorado Special Districts Property and Liability Pool Board of Directors can extend the cancellation provision.

Please Remit to: Colorado Special Districts Property and Liability Pool
PO Box 1539
Portland, OR 97207-1539
Toll Free: 800-318-8870 / Fax: 503-943-6622



**Annual Comparison of 2019 and 2018 contributions.
Loss Ratios based on participation years from 2011 to 2018**

Aspen Park Metropolitan District

Year	Contribution
2019	\$13,838.19
2018	\$12,883.36
Difference	\$954.83
% Difference	7.41%

General Liability	Contribution	TOE
Yr. 2019	\$2,362.29	\$607,600.00
Yr. 2018	\$1,899.24	\$488,823.00
Difference	\$463.05	\$118,777.00
% Difference	24.38%	24.30%
Loss Ratio	0.00%	

Equipment Breakdown	Contribution
Yr. 2019	\$1,584.67
Yr. 2018	\$1,529.56
Difference	\$55.11
% Difference	3.60%
Loss Ratio	0.00%

Auto Liability	Contribution	Auto Count
Yr. 2019	\$132.00	
Yr. 2018	\$132.00	
Difference	\$0.00	
% Difference	0.00%	
Loss Ratio	0.00%	

Crime	Contribution
Yr. 2019	\$133.31
Yr. 2018	\$133.31
Difference	\$0.00
% Difference	0.00%
Loss Ratio	0.00%

Auto Physical Damage	Contribution	TIV
Yr. 2019	\$65.00	
Yr. 2018	\$65.00	
Difference	\$0.00	
% Difference	0.00%	
Loss Ratio	0.00%	

Public Officials Liability	Contribution	EE Count
Yr. 2019	\$1,163.00	0
Yr. 2018	\$1,163.00	0
Difference	\$0.00	0
% Difference	0.00%	
Loss Ratio	0.00%	

Property incl IM	Contribution	TIV
Yr. 2019	\$7,147.92	\$4,728,605.34
Yr. 2018	\$6,711.25	\$4,564,156.44
Difference	\$436.67	\$164,448.90
% Difference	6.51%	3.60%
Loss Ratio	5.57%	

Excess Liability	Contribution
Yr. 2019	\$1,250.00
Yr. 2018	\$1,250.00
Difference	\$0.00
% Difference	0.00%
Loss Ratio	0.00%

Earthquake	Contribution
Yr. 2019	\$0.00
Yr. 2018	\$0.00
Difference	\$0.00
% Difference	
Loss Ratio	0.00%

Flood	Contribution
Yr. 2019	\$0.00
Yr. 2018	\$0.00
Difference	\$0.00
% Difference	
Loss Ratio	0.00%

No Fault	Contribution
Yr. 2019	\$209.83
Yr. 2018	\$161.20
Difference	\$48.63
% Difference	30.17%
Loss Ratio	0.00%

Excess Liability Options Proposal For 2019

This Proposal Does Not Bind Coverage

This report demonstrates what it would cost your district to increase coverage from your current limit of liability to higher coverage limit(s). For questions please call 800-318-8870.

Named Member: Aspen Park Metropolitan District

Certificate Number: 32C60233-852

<u>Excess Limit</u>	<u>Annual Excess Contribution</u>	<u>Change in Contribution</u>
\$1,000,000.00	\$504.71	(\$745.29)
\$2,000,000.00	\$731.46	(\$518.54)
\$3,000,000.00	\$841.18	(\$408.82)
\$4,000,000.00	\$1,020.00	(\$230.00)
\$5,000,000.00 *	\$1,250.00	\$0.00
\$6,000,000.00	\$1,500.00	\$250.00
\$7,000,000.00	\$1,750.00	\$500.00
\$8,000,000.00	\$2,000.00	\$750.00

* This is your current excess limit

Note: This is not your Coverage Document. It was created solely for informational purposes.



Colorado Special Districts Property and Liability Pool
Public Entity Liability and Auto Physical Damage Certificate Holder Declaration

Master Coverage Document Number: PEL 01 01 16

Certificate Number: 32C60233-852

Coverage Period: 1/1/2019 to 1/1/2020

Named Member:

Aspen Park Metropolitan District
c/o CliftonLarsonAllen LLP
8390 E. Crescent Parkway, Suite 300
Greenwood Village, CO 80111

Broker of Record

T. Charles Wilson Insurance Service
384 Inverness Parkway
Englewood, CO 80112

Coverage is provided only for those coverages indicated below for which a contribution is shown.

Coverage	Per Occurrence	Annual Aggregate	Deductible	Contribution
Public Entity Liability Coverage incl:	\$2,000,000	None		
General Liability	Included	None	None	\$2,362.29
Medical Payments - Premises	\$10,000	None	None	Included
Employee Benefits Admin. Liability	Included	None	None	Included
Public Officials Liability	Included	None	\$1,000	\$1,163.00
Employment Practices Liability	Included	None	*\$100,000	Included
Pre Loss Legal Assistance	\$3,500	\$7,000	None	Included
No-Fault Water & Sewer Backup	\$10,000 Per Premises, \$200,000 Per Occurrence	***\$1,000,000	\$500	Included
Cyber Liability	\$200,000	**\$200,000	\$1,000	Included
Fiduciary Liability	\$200,000	**\$200,000	\$1,000	Included
Excess Liab - Coverage agreements A,B,C,D	\$5,000,000	None	None	\$1,250.00
Auto Liability	No Coverage	No Coverage	N/A	No Coverage
Medical Payments - Auto	No Coverage	No Coverage	N/A	No Coverage
Non-Owned/Hired Auto Liability	Included	None	None	\$132.00
Uninsured/Underinsured Motorist	No Coverage	No Coverage	N/A	No Coverage
Auto Physical Damage	No Coverage	No Coverage	N/A	No Coverage
Hired Auto Physical Damage	\$50,000	N/A	\$500/\$500	\$65.00
Auto Physical Damage - Employee Deductible Reimbursement	\$2,500	N/A	None	Included
Total Contribution				\$4,972.29


*Employment Practices Liability Deductible: 50% of loss including Indemnity and Legal Expenses subject to a maximum deductible of \$100,000 each occurrence.

**A \$1,000,000 All Member Annual Aggregate Limit shall apply to: Cyber Liability and Fiduciary Liability.

***No-Fault Water & Sewer Backup has \$1,000,000 All Member Annual Aggregate Limit.

Additional Endorsements applicable to Member:

This Certificate Holder Declaration is made and is mutually accepted by the CSD Pool and the Named Member subject to all terms which are made a part of the Public Entity Liability Coverage Document. This Certificate represents only a brief summary of coverages. Please refer to the Master Coverage Document for actual coverage, terms, conditions, and exclusions.

Countersigned by: 
Authorized Representative

Friday, November 09, 2018



**Colorado Special Districts Property and Liability Pool
Property Certificate Holder Declaration**

Master Coverage Document Number: CSDPL ARP 01 01 16

Certificate Number: 32C60233-852

Coverage Period: 1/1/2019 to 1/1/2020

Named Member:

Aspen Park Metropolitan District
c/o CliftonLarsonAllen LLP
8390 E. Crescent Parkway, Suite 300
Greenwood Village, CO 80111

Broker of Record:

T. Charles Wilson Insurance Service
384 Inverness Parkway
Englewood, CO 80112

Limit of Coverage Per Occurrence:

- \$4,728,605 Reported Buildings, Business Personal Property, Other Scheduled Item, and EDP per Schedule.
 - \$250,000 Business Income including Extra Expense/Rental Income unless a higher limit is specified on Schedule.
 - \$0 Portable Equipment, Mobile Equipment, and other Inland Marine Scheduled items.
 - \$0 Excess of \$2,000,000 Earthquake Limit per occurrence and annual aggregate per Property Schedule.
 - \$0 Excess of \$2,000,000 Flood Limit per occurrence and annual aggregate per Property Schedule. Flood Zone A and Flood Zone V are subject to \$50,000,000 per occurrence and all member annual aggregate limit.
-

Locations Covered: Per Schedules on file. Property in Course of Construction must be shown on the Schedule to be covered.

Report of Values: Annual Statement of Values must be submitted and additions/deletions are to be reported as they occur.

Perils Covered: Risk of Direct Physical Loss subject to the terms, conditions, and exclusions in the Master Property Coverage Document.

Deductibles: \$1,000 Per Occurrence, except where noted on Member's Schedules


Earthquake - 2% Per Occurrence of the value of the covered damaged property at the time of loss, subject to a \$5,000 minimum and \$50,000 maximum.

Flood - 2% Per Occurrence of the value of the covered damaged property at the time of loss, subject to a \$5,000 minimum and \$50,000 maximum.

Contribution: \$7,147.92 22% Hail Surcharge Applies

Additional Endorsements applicable to Member:

This Certificate Holder Declaration is made and is mutually accepted by the CSD Pool and the Named Member subject to all terms which are made a part of the Property Coverage Document. This Certificate represents only a brief summary of coverages. Please refer to the Master Coverage Document for actual coverage, terms, conditions, and exclusions.

Countersigned by: 
Authorized Representative

Friday, November 09, 2018



**Colorado Special Districts Property and Liability Pool
Equipment Breakdown Certificate Holder Declaration**

Master Coverage Policy Number: CSDPL EB 01 01 16

Certificate Number: 32C60233-852

Coverage Period: 1/1/2019 to 1/1/2020

Named Member:

Aspen Park Metropolitan District
c/o CliftonLarsonAllen LLP
8390 E. Crescent Parkway, Suite 300
Greenwood Village, CO 80111

Broker of Record:

T. Charles Wilson Insurance Service
384 Inverness Parkway
Englewood, CO 80112

Covered Equipment: Equipment that (1) generates, transmits or utilizes energy, including electronic communications and data processing equipment; or (2) which during normal usage, operates under vacuum or pressure, other than the weight of its contents.

Limits: \$4,728,605 Scheduled Property


Sub Limits:	90 Day Reporting for Newly Acquired Locations	\$2,500,000
	Business Income / Extra Expense	\$1,000,000
	Expediting Expenses	\$1,000,000
	Rental Income	\$1,000,000
	Demolition & Increased Cost of Construction	\$1,000,000
	Off-Premises Property Damage	\$500,000
	Equipment Breakdown Service Interruption	\$250,000
	Hazardous Substances	\$250,000
	Perishable Goods / Spoilage	\$250,000
	Equipment Breakdown Data Restoration	\$250,000
	Cloud Computing Service Interruption	\$250,000
	Service Interruption Data Restoration	\$250,000
	Green Construction Upgrade	\$100,000
	Public Relations Coverage	\$5,000
	Microelectronics Coverage	Included
	Off-Premises Business Income, Extra Expense and Data Restoration Coverage	Included
	Computer Equipment	Included
	Flood Drying Out	Included
	Portable Equipment	Included
	CFC Refrigerants	Included
	Defense	Included

Deductibles: \$1,000 Each Occurrence, except:
24-Hour Waiting Period for BI/EE/Perishable Goods and for Service Interruption.

Locations: Property must be at a location described in the Named Member's current Property Schedule with the CSD Pool and must be owned, leased, or operated under the control of the Named Member (except for Service Interruption).

Contribution: \$1,584.67

This Certificate Holder Declaration is made and is mutually accepted by the CSD Pool and the Named Member subject to all terms which are made a part of the Equipment Breakdown Coverage Document. This Certificate represents only a brief summary of coverages. Please refer to the Master Coverage Document for actual coverage, terms, conditions, and exclusions.

Countersigned by: 
Authorized Representative

Friday, November 09, 2018



**Colorado Special Districts Property and Liability Pool
Comprehensive Crime Certificate Holder Declaration**

Master Coverage Policy Number CCP0037259

Certificate Number: 32C60233-852

Coverage Period: 1/1/2019 Until Cancelled

Named Member:

Aspen Park Metropolitan District
c/o CliftonLarsonAllen LLP
8390 E. Crescent Parkway, Suite 300
Greenwood Village, CO 80111

Broker of Record:

T. Charles Wilson Insurance Service
384 Inverness Parkway
Englewood, CO 80112

Covered ERISA Plan:

Covered Designated Agent(s):

Coverage Limits and Deductibles

Limits

Public Employee Dishonesty Coverage:

\$5,000

- Limit is Per Loss
- Faithful Performance of Duty
- Officers, Directors, and Trustees
- Welfare and Pension Plan ERISA Compliance if Covered Plan is shown on application
- Volunteer Workers as Employees

Forgery or Alteration Coverage:

\$5,000

Theft, Disappearance, and Destruction Coverage:

Inside Premises

\$5,000

Outside Premises

\$5,000

Computer and Funds Transfer Fraud Coverage:

\$5,000

Debit, Credit or Charge Card Forgery Coverage:

\$5,000

Money Orders and Counterfeit Paper Currency Coverage:

\$5,000

Fraudulent Impersonation Coverage:

\$5,000

Crime Deductible:

\$100

Fraudulent Impersonation Deductible 20% of Fraudulent Impersonation Limit

Contribution:

\$133.31

Policy Forms:

- CR 00260506 Government Crime Policy
- CR 25070300 Include Specified Directors or Trustees on Committee as Employees
- CR 25080300 Include Specified Non-Compensated Officers as Employees
- CR 25090300 Include Volunteer Workers as Employees
- CR 25190506 Add Faithful Performance of Duty
- CR 25120300 Include Treasurers or Tax Collectors as Employees
- CR 02151104 Colorado Changes
- CR 25200300 Debit, Credit or Charge Card Forgery
- CR 25020506 Include Designated Agents as Employees, when listed
- CR 04171115 Fraudulent Impersonation

This Certificate Holder Declaration is made and is mutually accepted by the CSD Pool and the Named Member subject to all terms which are made a part of the Master Comprehensive Crime Policy. This Certificate represents only a brief summary of coverages. Please refer to the Master Policy Document for actual coverage, terms, conditions, and exclusions.

Countersigned by: _____


Authorized Representative

Friday, November 09, 2018



**Colorado Special Districts Property and Liability Pool
Identity Recovery Certificate Holder Declaration**

Master Coverage Policy Number: CP IDR Form 2008-034-05

Certificate Number: 32C60233-852

Coverage Period: 1/1/2019 Until Cancelled

Named Member:

Aspen Park Metropolitan District
c/o CliftonLarsonAllen LLP
8390 E. Crescent Parkway, Suite 300
Greenwood Village, CO 80111

Broker of Record:

T. Charles Wilson Insurance Service
384 Inverness Parkway
Englewood, CO 80112

Member: All permanent employees and District Board members participating in the Colorado Special Districts Property and Liability Pool; Special District Association of Colorado staff and Board of Directors.

Coverage: Reimbursement coverage for expenses arising from a defined "Identity Theft" event. Including: legal fees for answer of civil judgements and defense of criminal charges; phone, postage, shipping fees; notary and filing fees; credit bureau reports; lost wages; child/elder care and mental health counseling.

This coverage does not reimburse the member for monies stolen or fraudulently charged to the member, and excludes loss arising from the members fraudulent, dishonest or criminal act.

Limits:	\$25,000	Annual Aggregate Limit Per Member
	Case Management Service Expenses	Does not reduce the limit available
	Legal Costs	Reduces the limit available


Sub Limits:	\$5,000	Lost Wages and Child/Elder Care
	\$1,000	Mental Health Counseling
	\$1,000	Miscellaneous Expenses

Coverage Trigger: Coverage is provided on a discovery basis with a 60-day reporting requirement

Claims: For Recovery Assistance and Counseling, please call 1-800-945-4617

Insurance Carrier: The Hartford Steam Boiler Inspection and Insurance Company

This Certificate Holder Declaration is made and is mutually accepted by the CSD Pool and the Named Member subject to all terms which are made a part of the Identity Recovery Coverage Policy. This Certificate represents only a brief summary of coverages. Please refer to the Master Coverage document for actual coverage, terms, conditions, and exclusions.

Countersigned by: 
Authorized Representative

Friday, November 09, 2018

Colorado Special Districts Property and Liability Pool

General Liability Schedule

Coverage Period: 1/1/2019 to 1/1/2020

32C60233-852

Aspen Park Metropolitan District

Per Occurrence Deductible: \$0.00

Agent: T. Charles Wilson Insurance Service

Code	Description	Unit	Amount	Effective Date	Expiration Date
1	Number of Skate Board Parks	Total		1/1/2019	1/1/2020
2	Number of Diving Boards	Total		1/1/2019	1/1/2020
3	Number of Water Slides	Total		1/1/2019	1/1/2020
4	Maximum Bond Issued	Dollars	8,825,000	1/1/2019	1/1/2020
5	Number of Bonds Issued	Total	1	1/1/2019	1/1/2020
20	Day Care Operations - Total Annual Payroll	Dollars	0	1/1/2019	1/1/2020
30	Number of EMT Personnel	Total		1/1/2019	1/1/2020
31	Number of Non-EMT Volunteers	Total		1/1/2019	1/1/2020
32	Paid Firefighters - (Not EMT)	Total		1/1/2019	1/1/2020
37	Pipe Line - Under Drain	Miles	0	1/1/2019	1/1/2020
39	Pipe Line	Miles		1/1/2019	1/1/2020
43	Pipe Line - Sewer / Storm Drainage Combined	Miles		1/1/2019	1/1/2020
50	Number of Teachers	Total		1/1/2019	1/1/2020
70	Number of Golf Courses	Total		1/1/2019	1/1/2020
80	Number of Go Cart Tracks	Total	0	1/1/2019	1/1/2020
98	Additional First Named Members	Total	0	1/1/2019	1/1/2020
105	Total Operating Expenses - Any other	Dollars	425,100	1/1/2019	1/1/2020
130	Total Operating Expenses - Park & Recreation	Dollars		1/1/2019	1/1/2020
131	Total Operating Expenses - Cemetery	Dollars		1/1/2019	1/1/2020
132	Total Operating Expenses - Soil & Water Conse	Dollars		1/1/2019	1/1/2020
133	Total Operating Expenses - Pest Control	Dollars		1/1/2019	1/1/2020
134	Total Operating Expenses - Hospital / Health	Dollars		1/1/2019	1/1/2020
135	Total Operating Expenses - Drainage	Dollars		1/1/2019	1/1/2020
136	Total Operating Expenses - Library	Dollars		1/1/2019	1/1/2020
137	Total Operating Expenses - Water Control	Dollars		1/1/2019	1/1/2020
138	Total Operating Expenses - Fire / Ambulance	Dollars		1/1/2019	1/1/2020
139	Total Operating Expenses - Water	Dollars	79,500	1/1/2019	1/1/2020
140	Total Operating Expenses - Irrigation	Dollars		1/1/2019	1/1/2020
141	Total Operating Expenses - Sanitation	Dollars	103,000	1/1/2019	1/1/2020
142	Total Operating Expenses - Transit	Dollars		1/1/2019	1/1/2020
143	Total Operating Expenses - Improvement	Dollars		1/1/2019	1/1/2020
151	Total Operating Expenses - Sanitation MW Discounted	Dollars	0	1/1/2019	1/1/2020
215	Buildings & Premises Occupied by District	Sq. Ft.		1/1/2019	1/1/2020
250	Number of Homes in Home Owner's Association	Total		1/1/2019	1/1/2020
270	Number of Aboveground Storage Tanks (excluding water tanks)	Total	0	1/1/2019	1/1/2020
331	Number of Paid Firefighters - Full-Time	Total		1/1/2019	1/1/2020
332	Number of Paid Firefighters - Part-Time	Total		1/1/2019	1/1/2020
333	Number of Volunteer Firefighters	Total		1/1/2019	1/1/2020
334	Number of Paid EMT - Full-Time	Total	0	1/1/2019	1/1/2020
335	Number of Paid EMT - Part-Time	Total	0	1/1/2019	1/1/2020

Colorado Special Districts Property and Liability Pool

General Liability Schedule

Coverage Period: 1/1/2019 to 1/1/2020

32C60233-852

348	Number of Board Members	Total	5	1/1/2019	1/1/2020
350	Number of Permanent Employees - Full-Time	Total		1/1/2019	1/1/2020
351	Number of Permanent Employees - Part-Time	Total	0	1/1/2019	1/1/2020
366	Total Payroll	Dollars		1/1/2019	1/1/2020
400	Class 1 Boats - Under 26'	Total		1/1/2019	1/1/2020
411	Total Water Delivered Annually - Millions of Gallons	MGAL	6	1/1/2019	1/1/2020
414	Playground/parks (Area)	Acres		1/1/2019	1/1/2020
415	Number of Grandstands/Stadiums	Total		1/1/2019	1/1/2020
420	Vacant Land	Acres		1/1/2019	1/1/2020
450	Miles of Road Maintained	Miles	0	1/1/2019	1/1/2020
522	Number of Ponds, Lakes & Reservoirs	Total		1/1/2019	1/1/2020
550	Fire Department Area Served	Sq Miles		1/1/2019	1/1/2020
671	Number of Parks	Total		1/1/2019	1/1/2020
710	Dams - Class 1 - Low Hazard - Total Acre-Feet	Acre Ft.	0	1/1/2019	1/1/2020
712	Dams - Class 1 - Low Hazard - Number of Dams	Count	0	1/1/2019	1/1/2020
720	Dams - Class 2 - Med Hazard - Total Acre-Feet	Acre Ft.	0	1/1/2019	1/1/2020
722	Dams - Class 2 - Med Hazard - Number of Dams	Count	0	1/1/2019	1/1/2020
730	Dams - Class 3 - High Hazard - Total Acre-Feet	Acre Ft.	0	1/1/2019	1/1/2020
732	Dams - Class 3 - High Hazard - Number of Dams	Count	0	1/1/2019	1/1/2020
811	Number of Spillways	Total		1/1/2019	1/1/2020
900	Services Contracted out to Others	Dollars	41,460	1/1/2019	1/1/2020
924	Revenue from use of Swimming Pools	Dollars		1/1/2019	1/1/2020
925	Number of Swimming Pools	Total		1/1/2019	1/1/2020
945	Number of Sewage Taps	Total		1/1/2019	1/1/2020
946	Number of Water Mains or Connections	Total	11	1/1/2019	1/1/2020
947	Sewer and/or Sanitation Line Maintenance (budget)	Dollars	0	1/1/2019	1/1/2020
948	Water Line Maintenance (budget)	Dollars	0	1/1/2019	1/1/2020
997	Number of district sponsored Events/Fundraisers - No Alcohol Served	Total		1/1/2019	1/1/2020
998	Number of District sponsored Events/Fundraisers – With Alcohol Served	Total		1/1/2019	1/1/2020
999	Prior Acts Coverage Under a Previous "Claims Made" Policy	Premium		1/1/2019	1/1/2020

If your district has exposures not listed on the General Liability schedule above, such as airplanes, security staff, bridges, drones, etc, please furnish details. Certain activities may be excluded or restricted.

Colorado Special Districts Property and Liability Pool

Property Schedule Coverage Period 1/1/2019 to 1/1/2020

32C60233-852

Aspen Park Metropolitan District

Per Occurrence Deductible: \$1,000.00

Agent: T. Charles Wilson Insurance Service

Location/Premise Address / Description		Construction Class	Prot. Class	Valuation	Values	Property Contrib.	Quake Contrib.	Flood Contrib.
Location/Premise#: 001	Unique #: 60233P6658	Fire Resistive	6	Replacement	Buildings: \$670,957.72	\$845	\$0	\$0
Water Treatment Plant	Year Built: 2005	Term: 1/1/2019 to 1/1/2020			Contents: \$2,228.96			
East of 25797 Conifer Road	Sq. Feet: 1,289	County: Arapahoe	Ded: \$1,000.00		EDP: \$2,228.96			
Conifer CO 80433	# Stories: 1	Flood Zone: X			Business Inc:			
					UG Pipes:			
NOC Equipment Breakdown Applies <input type="checkbox"/> Excess Quake Applies <input type="checkbox"/> Excess Flood Applies <input type="checkbox"/>					Otherwise Classified:			

Location/Premise#: 002	Unique #: 60233P6659	Fire Resistive	6	Replacement	Buildings: \$1,703,753.36	\$2,139	\$0	\$0
Wastewater Treatment Plant	Year Built: 2005	Term: 1/1/2019 to 1/1/2020			Contents: \$5,572.39			
East of 25797 Conifer Road	Sq. Feet: 2,609	County: Arapahoe	Ded: \$1,000.00		EDP: \$0.00			
Conifer CO 80433	# Stories: 1	Flood Zone: X			Business Inc:			
					UG Pipes:			
NOC Equipment Breakdown Applies <input type="checkbox"/> Excess Quake Applies <input type="checkbox"/> Excess Flood Applies <input type="checkbox"/>					Otherwise Classified:			

Location/Premise#: 003	Unique #: 60233P6660	Fire Resistive	6	Replacement	Buildings: \$1,045,975.16	\$1,311	\$0	\$0
Wastewater Treatment Plant: Headworks/E.Q. Basin	Year Built: 2005	Term: 1/1/2019 to 1/1/2020			Contents: \$1,114.48			
East of 25797 Conifer Road	Sq. Feet: 910	County: Arapahoe	Ded: \$1,000.00		EDP: \$0.00			
Conifer CO 80433	# Stories: 1	Flood Zone: X			Business Inc:			
					UG Pipes:			
NOC Equipment Breakdown Applies <input type="checkbox"/> Excess Quake Applies <input type="checkbox"/> Excess Flood Applies <input type="checkbox"/>					Otherwise Classified:			

Location/Premise#: 004	Unique #: 60233P6661	Fire Resistive	6	Replacement	Buildings: \$0.00	\$972	\$0	\$0
Wastewater Treatment Plant: Generator	Year Built: 2005	Term: 1/1/2019 to 1/1/2020			Contents: \$0.00			
East of 25797 Conifer Road	Sq. Feet: 330	County: Arapahoe	Ded: \$1,000.00		EDP: \$0.00			
Conifer CO 80433	# Stories: 1	Flood Zone: X			Business Inc:			
					UG Pipes: \$0.00			
NOC Equipment Breakdown Applies <input checked="" type="checkbox"/> Excess Quake Applies <input type="checkbox"/> Excess Flood Applies <input type="checkbox"/>					Otherwise Classified: \$351,887.06			

Colorado Special Districts Property and Liability Pool

Property Schedule Coverage Period 1/1/2019 to 1/1/2020

32C60233-852

Aspen Park Metropolitan District

Per Occurrence Deductible: \$1,000.00

Agent: T. Charles Wilson Insurance Service

Location/Premise Address / Description		Construction Class	Prot. Class	Valuation	Values	Property Contrib.	Quake Contrib.	Flood Contrib.
Location/Premise#: 005	Unique #: 60233P6662	Fire Resistive	6	Replacement	Buildings: \$0.00	\$406	\$0	\$0
Domestic Storage Tank	Year Built: 2005	Term: 1/1/2019 to 1/1/2020			Contents: \$0.00			
NE Corner Conifer Rd. and David Rd.	Sq. Feet:	County: Arapahoe	Ded: \$1,000.00		EDP:			
Conifer CO 80433	# Stories:	Flood Zone: X			Business Inc:			
					UG Pipes: \$0.00			
					Otherwise Classified: \$146,805.18			
NOC Equipment Breakdown Applies <input checked="" type="checkbox"/> Excess Quake Applies <input type="checkbox"/> Excess Flood Applies <input type="checkbox"/>								

Location/Premise#: 006	Unique #: 60233P6663	Fire Resistive	6	Replacement	Buildings: \$0.00	\$872	\$0	\$0
Fire Storage Tank	Year Built: 2005	Term: 1/1/2019 to 1/1/2020			Contents: \$0.00			
East of 25797 Conifer Road	Sq. Feet: 3,846	County: Arapahoe	Ded: \$1,000.00		EDP: \$0.00			
Conifer CO 80433	# Stories: 1	Flood Zone: X			Business Inc: \$0.00			
					UG Pipes: \$0.00			
					Otherwise Classified: \$315,484.95			
NOC Equipment Breakdown Applies <input checked="" type="checkbox"/> Excess Quake Applies <input type="checkbox"/> Excess Flood Applies <input type="checkbox"/>								

Location/Premise#: 007	Unique #: 60233P6664	Fire Resistive	6	Replacement	Buildings: \$115,966.67	\$145	\$0	\$0
Well Houses	Year Built: 2005	Term: 1/1/2019 to 1/1/2020			Contents:			
NE Corner Conifer Rd. and David Rd.	Sq. Feet:	County: Arapahoe	Ded: \$1,000.00		EDP:			
Conifer CO 80433	# Stories:	Flood Zone: X			Business Inc:			
					UG Pipes:			
					Otherwise Classified:			
NOC Equipment Breakdown Applies <input type="checkbox"/> Excess Quake Applies <input type="checkbox"/> Excess Flood Applies <input type="checkbox"/>								

Location/Premise#: 009	Unique #: 60233P10018	Fire Resistive	6	Replacement	Buildings: \$366,630.47	\$459	\$0	\$0
Ex-Filtration Gallery	Year Built: 2005	Term: 1/1/2019 to 1/1/2020			Contents: \$0.00			
NE Corner Conifer Rd. and David Rd.	Sq. Feet:	County: Arapahoe	Ded: \$1,000.00		EDP: \$0.00			
Conifer CO 80433	# Stories:	Flood Zone: X			Business Inc: \$0.00			
					UG Pipes:			
					Otherwise Classified:			
NOC Equipment Breakdown Applies <input type="checkbox"/> Excess Quake Applies <input type="checkbox"/> Excess Flood Applies <input type="checkbox"/>								

Colorado Special Districts Property and Liability Pool

Property Schedule Coverage Period 1/1/2019 to 1/1/2020

32C60233-852

Aspen Park Metropolitan District

Per Occurrence Deductible: \$1,000.00

Agent: T. Charles Wilson Insurance Service

Location/Premise Address / Description	Construction Class	Prot. Class	Valuation	Values	Property Contrib.	Quake Contrib.	Flood Contrib.	
Totals:				Buildings:	\$3,903,283.37	\$7,148	\$0	\$0
				Contents:	\$8,915.83			
				EDP:	\$2,228.96			
				Business Inc:	\$0.00			
				UG Pipes:	\$0.00			
				Otherwise Classified:	\$814,177.18			

Minimum Property Contribution: \$400.00

CERTIFICATE OF COVERAGE

Certificate #: 1367

ADMINISTRATOR

Colorado Special Districts Property and Liability Pool
 PO Box 1539
 Portland, OR 97207-1539

THIS CERTIFICATE IS ISSUED AS A MATTER OF INFORMATION ONLY AND CONFERS NO RIGHTS UPON THE CERTIFICATE HOLDER OTHER THAN THOSE PROVIDED IN THE COVERAGE DOCUMENT. THIS CERTIFICATE DOES NOT AMEND, EXTEND OR ALTER THE COVERAGE AFFORDED BY THE COVERAGE DOCUMENTS LISTED HEREIN.

COMPANIES AFFORDING COVERAGE

NAMED MEMBER

Aspen Park Metropolitan District
 c/o CliftonLarsonAllen LLP
 8390 E. Crescent Parkway, Suite 300
 Greenwood Village, CO 80111

- COMPANY A Colorado Special Districts Property and Liability Pool
- COMPANY B General Reinsurance Corporation
- COMPANY C Colorado Special Districts Property and Liability Pool
- COMPANY D

COVERAGES

This is to certify that coverage documents listed herein have been issued to the Named Member herein for the Coverage period indicated. Notwithstanding any requirement, term or condition of any contract or other document with respect to which the certificate may be issued or may pertain, the coverage afforded by the coverage documents listed herein is subject to all the terms, conditions and exclusions of such coverage documents.

CO LTR	Type of Coverage	Coverage #	Effective Date	Expiration Date	Limits	
A, B	General Liability	32C60233-852	1/1/2019	1/1/2020	General Aggregate	Unlimited
	<input checked="" type="checkbox"/> Commercial General Liability	* Except that for claims, occurrences or suits to which the monetary limits of the Colorado Governmental Immunity Act, C.R.S. § 24-10-101, et. seq., as amended, apply, there shall be a further sublimit of (a) \$387,000 for an injury to any one person in any single occurrence; and (b) \$1,093,000 for an injury to two or more persons in any single occurrence; but in the event of an injury to two or more persons in any single occurrence, the sublimit shall not exceed \$387,000 for each injured person.			Each Occurrence *	\$2,000,000
	<input checked="" type="checkbox"/> Public Officials Liability					
	<input checked="" type="checkbox"/> Employment Practices					
	<input checked="" type="checkbox"/> Occurrence					
	Automobile Liability				Each Occurrence *	
	<input type="checkbox"/> Scheduled Autos					
	<input type="checkbox"/> Hired Autos					
	<input type="checkbox"/> Non-Owned Autos					
	Auto Physical Damage					
	<input type="checkbox"/> Scheduled Autos					
	<input type="checkbox"/> Hired Autos					
	Excess Liability				General Aggregate	
	<input type="checkbox"/> Other Than Umbrella Form				Each Occurrence *	
	Property					
	<input type="checkbox"/>					

DESCRIPTION:

Evidence of coverage.

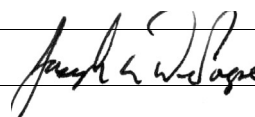
CERTIFICATE HOLDER

Wells Fargo Bank, NA as Trustee
 Corporate Trust Department
 1700 Lincoln Street 10th Floor, MAC C7300-107
 Denver, CO 80203

CANCELLATION:

SHOULD ANY OF THE ABOVE DESCRIBED COVERAGES BE CANCELLED BEFORE THE EXPIRATION DATE THEREOF, NOTICE WILL BE DELIVERED IN ACCORDANCE WITH THE COVERAGE FORM PROVISIONS.

By: Joseph E. DePaepe



Date: 11/9/2018